



Achievements



Year Three Hockey



We interviewed some Year Threes from the hockey team and this is what they said. "There was a lot of year four teams so it made it hard for us to compete but we did very well for our age. There were a lot of last minute goals from other teams and they had practiced more which gave them an advantage"

Year 5/6 Basketball.



As we won our tournament a few weeks ago it meant we qualified for the champions tournament. There were some good teams with actual basketball kits! We had a big squad so there was a lot of subs but whoever was on, gave it their all.

It ended in a 2-0 defeat.

Year 3/4 football



After the success of the year two team, pressure was on us! It was a league of seven schools; finish top and you win. The first match was against Tattenhall; it was a slow and stuttery start but

ended with a 4-0 win! For our final game the heavens opened. We faced Tushingham and without a break legs were starting to look heavy. At the end of the match the score was 0-0 as the whistle went we were undefeated.

We all think that they did very well each and every one of them.



Summer 1 2019

Editor and Chief:
Rebecca

Issue: 11



NATIONAL ENDANGERD SPECIES DAY

Endangered Species Day (May 17th) is an opportunity for people of all ages to learn about the importance of protecting different species and the everyday actions that can help protect them. There are animals all around the world that are endangered but in this issue, we will be focusing on the creatures from the United Kingdom. Here are some of them of the creatures off the endangered list UK:

- Hedgehog
- European Turtle Dove
- Red squirrel

There are many more.

This is why we are raising awareness about this day.



ARTICLE 12,
13, 14, 15 & 31

Saying of the month: Think positive, be positive.

School News

Helping Hedgehogs

What Should I Feed Hedgehogs?

Hedgehogs will also relish any combination of meat-based wet dog or cat foods as these are high in the protein that they need. Hedgehogs are lactose intolerant so please **do not give them milk**. Bread is low in energy so worthless to them. To avoid the food you put out being eaten by pets or foxes you could make a feeding station that is difficult for anything larger than a hedgehog to access.




Feeding Station



Hedgehog Home

Can I build a home for hedgehogs?

The best way to provide a nesting option for hedgehogs is by creating a natural feature, such as a compost heap or log pile, as this has the added benefit of encouraging insect prey too. Artificial hedgehog houses (or hibernacula) are also used by hedgehogs and can be fun to make.



Hello, Harry Hedgehog here.
Can you find me? I am hiding in this issue, the first person to find me and tell Rebecca in Yr.6, wins five (5) house points.

Junior Competition

Here are a few animals for you to decide which are endangered and which are not. Tick the boxes you think might be endangered.:



Mouse

☐

Unicorn

☐


Blue bird

☐

Bear

☐


Red Fox

☐

Water Vole

☐


Here you can put your:
Name:

Your Class:

Hand entries in to your
teacher by 24th May



Recipe



Cute Hedgehog Cookies

Ingredients

- 250g butter, softened
- 140g caster sugar
- 1 egg yolk
- 2tsp vanilla extract
- 300g plain flour
- Nutella
- Chopped pecans/sprinkles




Method


1. Mix the butter and caster sugar in a large bowl with a wooden spoon, then add the egg yolk and vanilla extract and beat to combine.
2. Sift over flour and stir until the mixture is well combined - you might need to get your hands in at the end to give everything a really good mix and press the dough together.
3. Roll out and shape into teardrops
4. Bake at 180 degrees for 12 minutes.
5. Place on a cooling rack and wait until cool.
6. Spread Nutella on the back of each hedgehog and sprinkle over the nuts/sprinkles. ENJOY!

Craft


Origami Butterfly



1. Fold a square of paper in half diagonally to make a triangle.



2. Working from center line out make zig zag folds about 1cm (0.5") apart, one half then the other




3. Put to one side.




4. Repeat with second piece of paper



5. Pinch together at center.



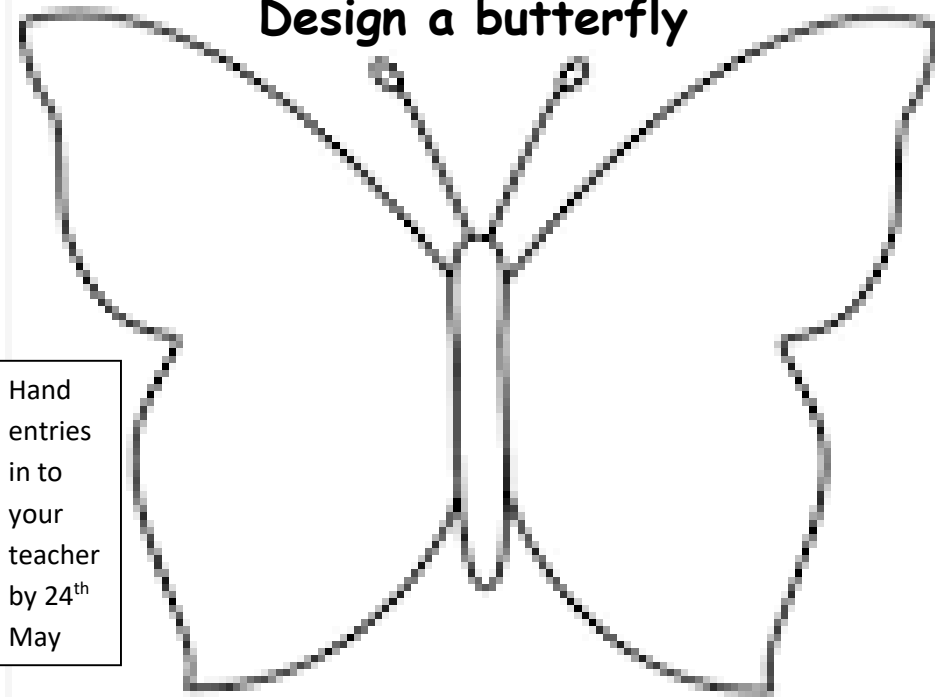
6. Wrap firmly with pipe cleaner and twist to secure, bend pipe cleaner to resemble antennae.



7. Open up wings and flatten edges to hold wing shape open.

Infant Competition

Design a butterfly



Hand
entries
in to
your
teacher
by 24th
May

Name:

Class:

Junior Safety Officers

April Focus - Being A Good Citizen

We have introduced A Good Citizen Award which we will present to one person from each class.

May Focus -The Green Cross Code

STOP: Find a safe place to cross then stop. Stand near the kerb.

LOOK: Use your eyes and ears. Look all around.

LISTEN: Wait until it's safe to cross. If traffic is coming, let it pass, look all around again.

THINK: Look and listen again. Cross when it's safe.



Puzzles, conundrums and things to amuse

ENDANGERED



G	C	G	E	P	S	H	L	E	A	E	R
R	O	T	I	G	E	R	O	L	L	I	A
E	N	P	O	L	A	R	B	E	A	R	L
Y	D	A	B	A	T	W	R	P	S	H	E
W	O	N	D	N	U	O	H	H	G	I	O
O	R	D	U	F	R	F	U	A	H	N	P
L	M	A	N	A	T	E	E	N	L	O	A
F	E	O	T	S	L	A	E	T	T	E	R
O	N	A	C	H	E	E	T	A	H	A	D



CHEETAH
MANATEE
SEATURTLE
WHALE
TIGER
PANDA

LEOPARD
RHINO
ELEPHANT
POLAR BEAR
CONDOR
GREY WOLF




What do you call a bear with no ears?



B.

What did the buffalo say to his son at school dropoff?



Bison.

